

## Dan WL3 lifejacket light

### Installation and Maintenance Instructions



*Available top colors*

### Description

The Dan WL3 is a flashing lifejacket light which is activated by a water sensor or manually using the on/off button that can be operated both above and under water.

The light is designed to be fitted by the lifejacket owner.


### Daniamant A/S

Industrivej 24C  
DK-3550, Slangerup, Denmark  
Tel: +45 47 37 38 00 Fax: +45 47 37 38 09  
Email: [orders@daniamant.com](mailto:orders@daniamant.com)  
[www.daniamant.com](http://www.daniamant.com)



## Installation

The WL3 is a Leisure and Inflatable Lifejacket version of the W3 Light. It is the responsibility of the lifejacket owner to ensure that the light is attached securely and is in the correct position on the lifejacket to provide maximum visibility when the wearer is in the water. Place the unit on a strap and insert the clip from below until it locks in place.




Clip part no.1960. " *must be ordered separately*".

The complete unit may be changed by the lifejacket owner, no specialised tools are required.

## Operation

The DAN WL3 is switched on automatically when the sensor is immersed in water and can be switched off and back on by pressing the on/off button. The light can also be activated and deactivated manually under dry conditions by pressing the on/off button.



*Figure depicts the Sensor Switch and the Manual ON/OFF Button*

## **Maintenance**

### **Routine service**

Dan WL3 is maintenance free, but the following checks must be made annually:

1. Inspect the light for signs of damage or corrosion.
2. Press the on/off button and the light will commence flashing then press the button once more and the light should deactivate.
3. To test the Sensor Switch – a paper clip may be applied to the 2 water contacts. It is recommended that the light is activated for 1 minute.

## **Replacement**

The Dan WL3 lifejacket lights have a storage life of 5 years and must be replaced by the date shown on the label.

## **Health and safety information**

Dan WL3 lights contain Lithium cells. These must be handled correctly:

- Do not dismantle the light assembly
- Do not make any external electrical connection
- Do not recharge
- Do not incinerate

Store between -30°C and +65°C

The Batteries are hermetically sealed pressurised primary Lithium/Manganese cells, and as supplied are electrically protected by a solid-state device and are environmentally protected by a moulded plastic housing. In this condition the units pose no definable hazard to health.

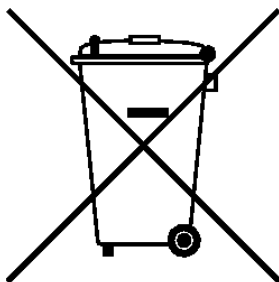
Information on the composition and behaviour of these products is contained in the Product Safety Data Sheet, available from our website ([www.daniamant.com](http://www.daniamant.com)) or on request.

## Disposal

Dispose of used and expired lights in accordance with local regulations. This could be done through an approved environmental disposal agent.

All Daniamant product disposal instructions are available within the user instruction leaflet provided with the product, or alternatively, available for download on our website.

Daniamant's Survivor Location Lights contain batteries as well as electrical and electronic components and must therefore be segregated from the domestic waste stream and recycled. Disposing of this product correctly will help save valuable resources and prevent any potential negative effects on human health and the environment, which could otherwise arise from inappropriate waste handling. Daniamant's lights are marked with the symbol below which conveys that this waste must be treated separately from household waste.



To ensure compliance with the WEEE and Battery Regulations, the Survivor Location Lights placed on the market in the UK or Denmark should be returned to Daniamant in the UK or Denmark, or deposited in your nearest WEEE Designated Collection Facility, operated by your Local Authority.

Further copies of this installation and maintenance instructions are available to download from our website [www.daniamant.com](http://www.daniamant.com)

A copy of these instructions must be held with the ships/owners training manual.

The information in this document is subject to change without notice and should not be construed as a commitment by DANIAMANT. DANIAMANT assumes no responsibility for any errors that may appear in this document.