




## Dan W3-1 lifejacket light

### Installation and Maintenance Instructions



#### Description

The Dan W3-1 is a flashing lifejacket light which is activated by a water sensor attached to the cable or manually using the on/off button.

#### Daniamant A/S

Industrivej 24C

DK-3550, Slangerup, Denmark

Tel: +45 47 37 38 00 Fax: +45 47 37 38 09

Email: [orders@daniamant.com](mailto:orders@daniamant.com)


[www.daniamant.com](http://www.daniamant.com)



## Installation

The Dan W3-1 is for use on all types of lifejackets.

The Dan W3-1 is supplied with a fixing clip. The clip is intended to be placed behind a strip of lifejacket material or reflective tape; the light is secured by pressing it into the clip.



*Light and fixing clip (part no. 1950 for grey standard clip, for 1" webbing + part no. 1952 Clips 2, for 2" webbing) separated to show material path*


It is the responsibility of the lifejacket manufacturer to ensure that the light is attached securely and is in the correct position on the lifejacket to provide maximum visibility when the wearer is in the water.

## Operation

The DAN W3-1 is switched on automatically when the cable sensor is immersed in water and can be switched off by pressing the on/off button.

The light can also be activated and deactivated manually by pressing the on/off button.

The sensor on the cable can be tested by a metal clip.



*Figure depicts the Manual ON/OFF Button*

## **Maintenance**

### **Routine service**

Dan W3-1 is maintenance free, but the following checks must be made annually:

1. Inspect the light for signs of damage or corrosion.
2. Press the on/off button and the light will commence flashing, then press the button once more and the light should deactivate.
3. To test the Cable Sensor – a paper clip may be applied to the 2 water contacts. It is recommended that the light is activated for 1 minute.

### **Replacement**

The Dan W3-1 lifejacket lights have a storage life of 5 years and must be replaced by the date shown on the label.

### **Health and safety information**

Dan W3-1 lights contain Lithium cells. These must be handled correctly:

- Do not dismantle the light assembly
- Do not make any external electrical connection
- Do not recharge
- Do not incinerate

Store between -30°C and +65°C

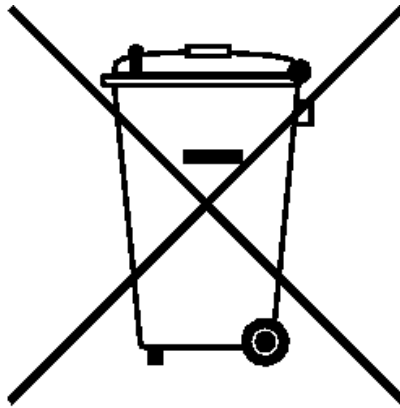
The Batteries are hermetically sealed pressurised primary Lithium/Manganese cells, and as supplied are electrically protected by a solid-state device and are environmentally protected by a moulded plastic housing. In this condition the units pose no definable hazard to health.

Information on the composition and behaviour of these products is contained in the Product Safety Data Sheet, available from our website ([www.daniamant.com](http://www.daniamant.com)) or on request.

## Disposal

Dispose of used and expired lights in accordance with local regulations. This could be done through an approved environmental disposal agent.

Daniamant's Survivor Location Lights contain batteries as well as electrical and electronic components and must therefore be segregated from the domestic waste stream and recycled. Disposing of this product correctly will help save valuable resources and prevent any potential negative effects on human health and the environment, which could otherwise arise from inappropriate waste handling. Daniamant's lights are marked with the symbol below which conveys that this waste must be treated separately from household waste.



To ensure compliance with the WEEE and Battery Regulations, the Survivor Location Lights placed on the market in the UK or Denmark should be returned to Daniamant in the UK or Denmark, or deposited in your nearest WEEE Designated Collection Facility, operated by your Local Authority.

Further copies of this installation and maintenance instructions are available to download from our website [www.daniamant.com](http://www.daniamant.com)

A copy of these instructions must be held with the ships/owners training manual.