

Dan MR2 lifejacket light

Installation and Maintenance Instructions



Description

The Dan MR2 is a flashing lifejacket light activated manually.

The lights is designed to be fitted by the lifejacket manufacturer only.

Daniamant A/S

Industrivej 24C

DK-3550, Slangerup, Denmark

Tel: +45 47 37 38 00 Fax: +45 47 37 38 09


Email: orders@daniamant.com

www.daniamant.com



Installation

The Dan MR2 is for use on solid foam, easy to don lifejackets only. The lamp housing may be fitted only by the lifejacket manufacturer, as specialised tools are required; the light assembly may be changed by anybody.



Light and Fixing clip separated.

It is the responsibility of the lifejacket manufacturer to ensure that the light is attached securely and is in the correct position on the lifejacket to provide maximum visibility when the wearer is in the water.

Operation

The DAN MR2 is switched on by turning the dome clockwise.

The light can be turned off by rotating the dome anti-clockwise.




Figure depicts the unit in the 'On' position.

Maintenance

Routine service

Dan MR2 is maintenance free, but the following checks must be made annually:

1. Inspect the light for signs of damage or corrosion.
2. Turn the dome clockwise. The light will commence flashing. To extinguish the light turn the dome anti clockwise.

Replacement

The Dan MR2 lifejacket lights have a storage life of 5 years and must be replaced by the date shown on the label.

Health and safety information

Dan MR2 lights contain Lithium cells. These must be handled correctly:

- Do not dismantle the light assembly
- Do not make any external electrical connection
- Do not recharge
- Do not incinerate

Store between -30°C and +65°C

The Batteries are hermetically sealed pressurised primary Lithium/Manganese cells, and as supplied are electrically protected by a solid state device, and are environmentally protected by a moulded plastic housing. In this condition the units pose no definable hazard to health.

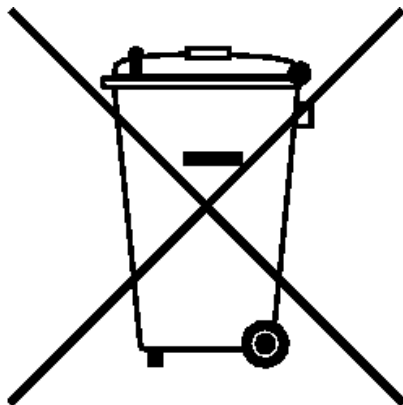
Information on the composition and behaviour of these products is contained in the Product Safety Data Sheet, available from our website (www.daniamant.com) or on request.

Disposal

Dispose of used and expired lights in accordance with local regulations. This could be done through an approved environmental disposal agent.

All Daniamant product disposal instructions are available within the user instruction leaflet provided with the product, or alternatively, available for download on this website.

Daniamant's Survivor Location Lights contain batteries as well as electrical and electronic components, and must therefore be segregated from the domestic waste stream and recycled. Disposing of this product correctly will help save valuable resources and prevent any potential negative effects on human health and the environment, which could otherwise arise from inappropriate waste handling. Daniamant's lights are marked with the symbol below which conveys that this waste must be treated separately from household waste.



To ensure compliance with the WEEE and Battery Regulations, the Survivor Location Lights placed on the market in the UK or Denmark should be returned to Daniamant in the UK or Denmark, or deposited in your nearest WEEE Designated Collection Facility, operated by your Local Authority.

Further copies of this installation and maintenance instructions are available to download from our website **www.daniamant.com**

A copy of these instructions must be held with the ships/owners training manual.